

## How Raise Me Motivates and Supports Your Students Throughout High School

### 9th Grade




Students link achievements to scholarships, motivating them to challenge themselves.

### 10th Grade




Raise Me encourages students to take college-prep actions to get closer to their post-secondary goals.

### 11th Grade



Students use Raise Me's search tool to determine the best fit and match schools.


### 12th Grade



Raise Me enables students to make smart application decisions, armed with transparency around financial aid.


## 5 Easy Steps to Get Started on Raise Me

1




Create an account by visiting [www.raise.me](https://www.raise.me), clicking “I’m an Educator” and following the instructions.

2



Invite at least 5 students to Raise Me via link, Google Classroom or email by clicking the “Invite” button in the top-right corner.

3



Review the profiles of students at your school currently using Raise Me to track their progress and send reminders.

4



Check out Raise Me’s educator resources about college discovery, using Raise Me effectively and more.

5



Spread the word! Continue to invite students and colleagues to join the **free** platform to create a Raise Me community.